



TAI-SAW TECHNOLOGY CO., LTD.

No. 3, Industrial 2nd Rd., Ping-Chen Industrial District,
Taoyuan, 324, Taiwan, R.O.C.

TEL: 886-3-4690038 FAX: 886-3-4697532

E-mail: tstsales@mail.taisaw.com Web: www.taisaw.com

Product Specifications Approval Sheet

Product Description: SAW Filter 416 MHz SMD 3.8x3.8 mm

TST Part No.: TA1119A

Customer Part No.: _____

Customer signature required
Company: _____
Division: _____
Approved by : _____
Date: _____

Checked by: _____ David Chang 張閔智

Approved by: _____ Francis Chen *Francis Chen*

Date: _____ 2009/11/23

1. Customer signed back is required before TST can proceed with sample build and receive orders.
2. Orders received without customer signed back will be regarded as agreement on the specifications.
3. Any specifications changes must be approved upon by both parties and a new revision of specifications shall be released to reflect the changes.



TAI-SAW TECHNOLOGY CO., LTD.

No. 3, Industrial 2nd Rd., Ping-Chen Industrial District,
Taoyuan, 324, Taiwan, R.O.C.

TEL: 886-3-4690038 FAX: 886-3-4697532

E-mail: tstsales@mail.taisaw.com Web: www.taisaw.com

SAW Filter 416 MHz

MODEL NO.:TA1119A

REV. NO.:1

A. MAXIMUM RATING:

1. Input Power Level: 10 dBm
2. DC Voltage : 5 V
3. Operating Temperature: -30°C to +60°C
4. Storage Temperature: -40°C to +85°C

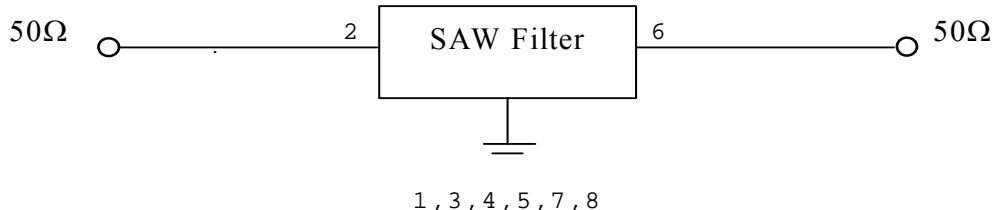
RoHS Compliant
Lead free
Lead-free soldering

B. ELECTRICAL CHARACTERISTICS:

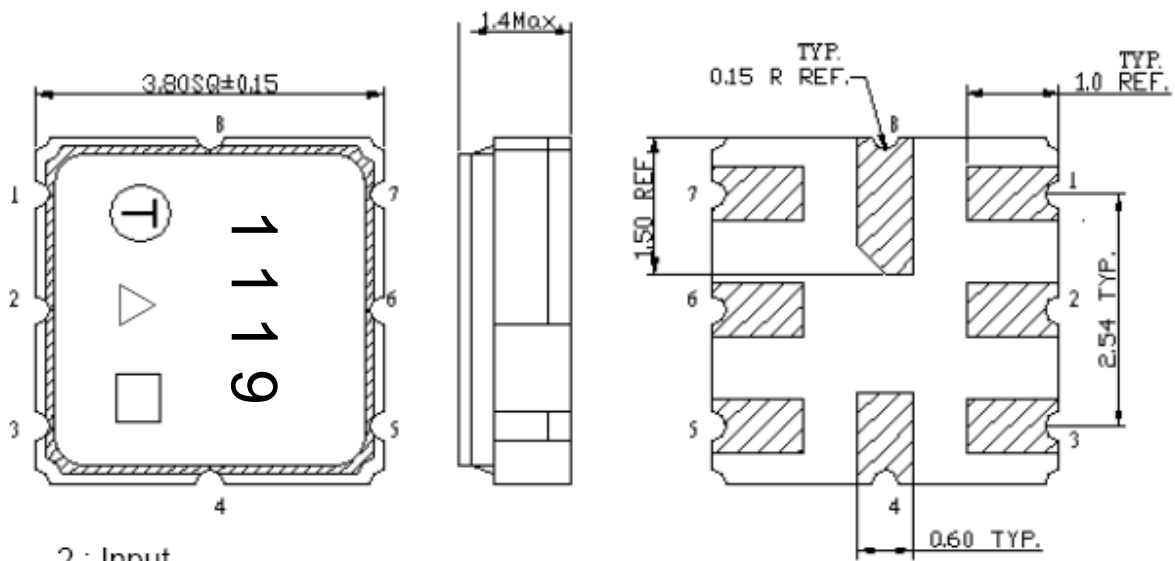
Item	Unit	Min.	Type.	Max.
Center frequency Fc	MHz	-	416	-
Insertion loss (406~426 MHz) IL	dB	-	3.4	4.2
Amplitude Ripple (406~426 MHz)	dB	-	1.3	2.4
Return loss (406~426 MHz)	dB	7	9	-
Attenuation (Reference level from 0 dB)				
0.3 ~ 300 MHz	dB	30	56	-
300 ~ 380 MHz	dB	24	45	-
380 ~ 386 MHz	dB	15	42	-
460.825 ~ 524.825 MHz	dB	12	31	-
559.65 ~ 579.65 MHz	dB	28	50	-
669.3 ~ 689.3 MHz	dB	24	50	-
689.3 ~ 1000 MHz	dB	26	45	-
Temperature Coefficient of Frequency	ppm/°C	-	-36	-

C. MEASUREMENT CIRCUIT:

HP Network analyzer



D. OUTLINE DRAWING:



2 : Input

6: Output

1,3,4,5,7,8: Ground

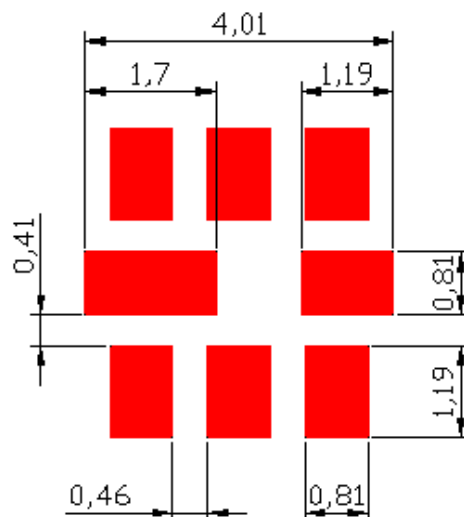
△ : Year Code

□ : Date Code (W01->A, W02->B, ..., W52->z)

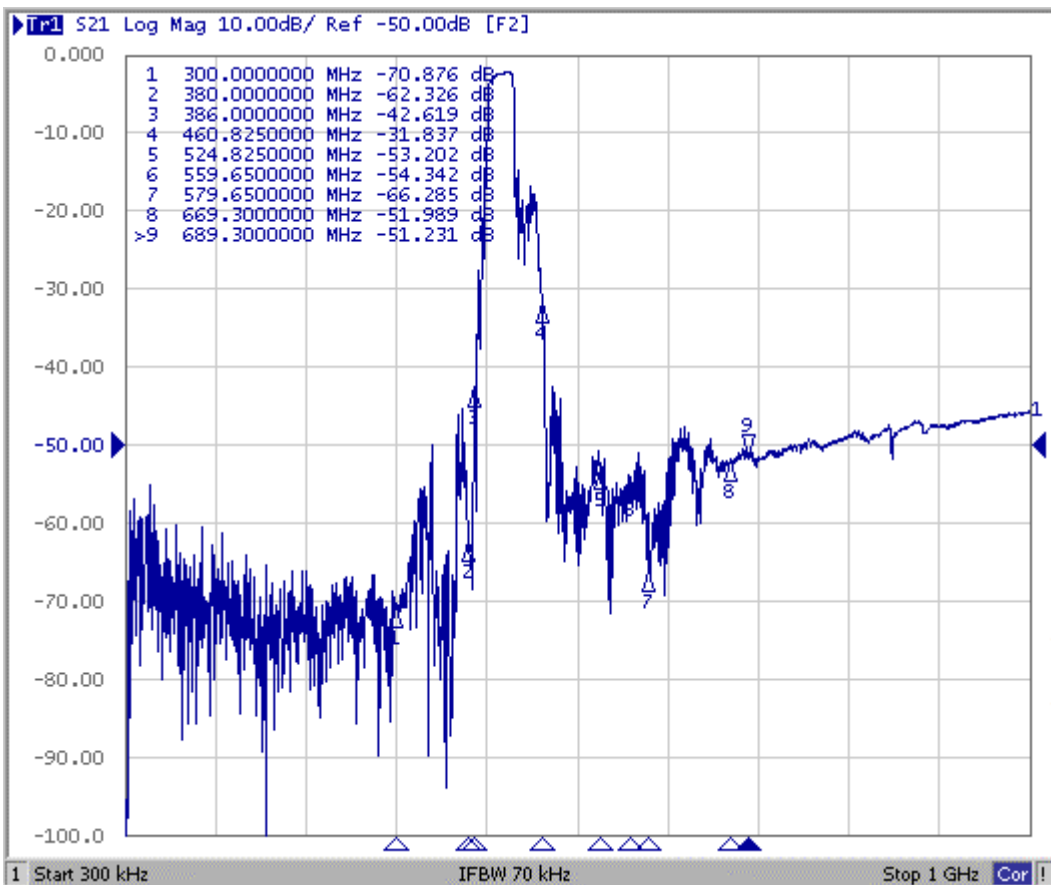
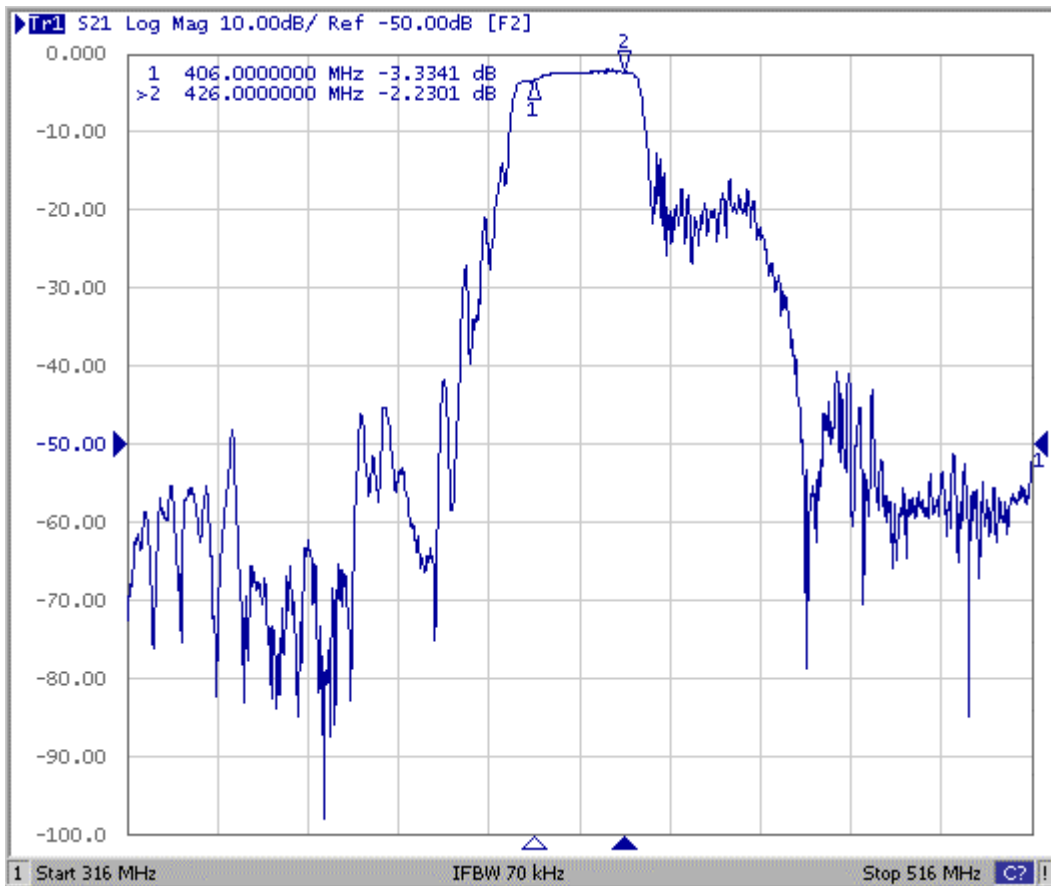
△ Product Year Code

Year	2007	2008
	2009	2010
	2011	2012
Product Code	A	a

E. PCB Footprint:



F. Frequency Characteristics :



H. RECOMMENDED REFLOW PROFILE :

